

Atlanta Market Updates

↑ for ↓

September 2023



THE MERIDIAN
REAL ESTATE GROUP



Fulton County

SEPTEMBER 2023 MARKET UPDATE

FULTON

NEW LISTINGS

-6.13%



1775

CLOSED SALES

-21.69%



1018

MEDIAN SALES PRICE

3.54%



\$433K

DAYS ON MARKET

0.00%



13

TOTAL HOMES FOR SALE

-0.92%



3434

MONTHS SUPPLY

33.33%



3.2

kw KELLERWILLIAMS. REALTY
SIGNATURE PARTNERS

Source: FMLS | Statistics on October 9, 2023
Percentages Compare Year-Over-Year
Each Office Is Independently Owned and Operated



Cobb County

SEPTEMBER 2023 MARKET UPDATE

COBB

NEW LISTINGS

-22.90%



882

CLOSED SALES

-25.47%



676

MEDIAN SALES PRICE

1.34%



\$415K

DAYS ON MARKET

-15.38%



11

TOTAL HOMES FOR SALE

-23.30%



1412

MONTHS SUPPLY

0.00%



1.9

kw KELLERWILLIAMS. REALTY
SIGNATURE PARTNERS

Source: FMLS | Statistics on October 9, 2023
Percentages Compare Year-Over-Year
Each Office Is Independently Owned and Operated



Cherokee County

SEPTEMBER 2023 MARKET UPDATE

CHEROKEE

NEW LISTINGS

-21.81%



405

CLOSED SALES

-19.62%



299

MEDIAN SALES PRICE

8.09%



\$481K

DAYS ON MARKET

30.77%



17

TOTAL HOMES FOR SALE

-26.90%



731

MONTHS SUPPLY

-8.33%



2.2

kw KELLERWILLIAMS, REALTY
SIGNATURE PARTNERS

Source: FMLS | Statistics on October 9, 2023
Percentages Compare Year-Over-Year
Each Office Is Independently Owned and Operated



Paulding County

SEPTEMBER 2023 MARKET UPDATE

PAULDING

NEW LISTINGS

-26.13%



294

CLOSED SALES

-23.74%



212

MEDIAN SALES PRICE

3.72%



\$368K

DAYS ON MARKET

20.00%



18

TOTAL HOMES FOR SALE

-22.62%



578

MONTHS SUPPLY

0.00%



2.5

kw KELLERWILLIAMS. REALTY
SIGNATURE PARTNERS

Source: FMLS | Statistics on October 9, 2023
Percentages Compare Year-Over-Year
Each Office Is Independently Owned and Operated



DeKalb County

SEPTEMBER 2023 MARKET UPDATE

DEKALB

NEW LISTINGS

-28.70%



1026

CLOSED SALES


-19.05%



582

MEDIAN SALES PRICE

4.03%



\$368K

DAYS ON MARKET

-30.77%



9

TOTAL HOMES FOR SALE

-14.13%



1592

MONTHS SUPPLY


19.05%



2.5

kw KELLERWILLIAMS REALTY
SIGNATURE PARTNERS

Source: FMLS | Statistics on October 9, 2023
Percentages Compare Year-Over-Year
Each Office Is Independently Owned and Operated



Gwinnett County

SEPTEMBER 2023 MARKET UPDATE

GWINNETT

NEW LISTINGS

-30.82%



1358

CLOSED SALES

-21.63%



815

MEDIAN SALES PRICE

3.79%



\$425K

DAYS ON MARKET

-50.00%



8

TOTAL HOMES FOR SALE

-28.42%



1869

MONTHS SUPPLY

-8.33%




2.2

kw KELLERWILLIAMS REALTY
SIGNATURE PARTNERS

Source: FMLS | Statistics on October 9, 2023
Percentages Compare Year-Over-Year
Each Office Is Independently Owned and Operated





Sign up for our
newsletter for more
news and updates



THE MERIDIAN
REAL ESTATE GROUP

LAND • LUXURY • LEGACY

WWW.THEMERIDIANWAY.COM

