

# Atlanta Market Updates

Year  over Year 

October 2023



THE MERIDIAN  
REAL ESTATE GROUP



# Fulton County

OCTOBER 2023 MARKET UPDATE

## FULTON

NEW LISTINGS

3.33%



1705

CLOSED SALES

-11.87%



965

MEDIAN SALES PRICE

3.62%



\$453K

DAYS ON MARKET

7.69%



14

TOTAL HOMES FOR SALE

2.10%



3545

MONTHS SUPPLY

32.00%



3.3

**kw** KELLERWILLIAMS, REALTY  
SIGNATURE PARTNERS

Source: FMLS | Statistics on November 7, 2023  
Percentages Compare Year-Over-Year  
Each Office Is Independently Owned and Operated



# Cobb County

OCTOBER 2023 MARKET UPDATE

## COBB

NEW LISTINGS

-12.14%



919

CLOSED SALES

-14.63%



630

MEDIAN SALES PRICE

11.39%



\$440K

DAYS ON MARKET

9.09%



12

TOTAL HOMES FOR SALE

-20.99%



1453

MONTHS SUPPLY


0.00%



1.9

**kw** KELLERWILLIAMS. REALTY  
SIGNATURE PARTNERS

Source: FMLS | Statistics on November 7, 2023  
Percentages Compare Year-Over-Year  
Each Office Is Independently Owned and Operated



# Cherokee County

OCTOBER 2023 MARKET UPDATE

## CHEROKEE

NEW LISTINGS

-5.82%



421

CLOSED SALES

-15.77%



283

MEDIAN SALES PRICE

13.25%



\$470K

DAYS ON MARKET

-33.33%



12

TOTAL HOMES FOR SALE

-23.63%



750

MONTHS SUPPLY

-12.00%



2.2

**kw** KELLERWILLIAMS, REALTY  
SIGNATURE PARTNERS

Source: FMLS | Statistics on November 7, 2023  
Percentages Compare Year-Over-Year  
Each Office Is Independently Owned and Operated



# Paulding County

OCTOBER 2023 MARKET UPDATE

## PAULDING

NEW LISTINGS

-18.42%



341

CLOSED SALES

-26.61%



182

MEDIAN SALES PRICE

3.08%



\$360K

DAYS ON MARKET

26.67%



19

TOTAL HOMES FOR SALE

-20.02%



643

MONTHS SUPPLY

0.00%



2.8

**kw** KELLERWILLIAMS, REALTY  
SIGNATURE PARTNERS

Source: FMLS | Statistics on November 7, 2023  
Percentages Compare Year-Over-Year  
Each Office Is Independently Owned and Operated



# Dekalb County

OCTOBER 2023 MARKET UPDATE

## DEKALB

NEW LISTINGS

-1.14%

↓ 1044

CLOSED SALES

-17.09%

553 ↓

MEDIAN SALES PRICE

-2.53%

↓ \$366K

DAYS ON MARKET

-15.38%

11 ↓

TOTAL HOMES FOR SALE

-7.01%

↓ 1737


MONTHS SUPPLY

17.39%

2.7 ↑

**kw** KELLERWILLIAMS REALTY  
SIGNATURE PARTNERS

Source: FMLS | Statistics on November 7, 2023  
Percentages Compare Year-Over-Year  
Each Office Is Independently Owned and Operated



# Gwinnett County

OCTOBER 2023 MARKET UPDATE

## GWINNETT

NEW LISTINGS

-9.71%



1060

CLOSED SALES

-5.08%



766

MEDIAN SALES PRICE

5.02%



\$417K

DAYS ON MARKET

-22.22%



14

TOTAL HOMES FOR SALE

-26.00%



1898

MONTHS SUPPLY

-8.33%




2.2

**kw** KELLERWILLIAMS REALTY  
SIGNATURE PARTNERS

Source: FMLS | Statistics on November 7, 2023  
Percentages Compare Year-Over-Year  
Each Office Is Independently Owned and Operated





Sign up for our  
newsletter for more  
news and updates



THE MERIDIAN  
REAL ESTATE GROUP

LAND • LUXURY • LEGACY

[WWW.THEMERIDIANWAY.COM](http://WWW.THEMERIDIANWAY.COM)

